

7th/8th Grade Honor Choir

Lesson : 4/7

Learning Target: Identifying notes of the bass clef (lines and spaces)

Warm Up: Practice Drawing a Bass Clef




Lets review!


[Identifying notes on the Bass Clef](#)

Identifying Notes on the Bass Clef

Bass Clef




Bass Clef Notes




G A B C D E F G A

Line Notes:



G B D F A

Space Notes:



A C E G

How to Remember

If you have trouble remembering the notes names for the lines and spaces, you can use the following acronyms:

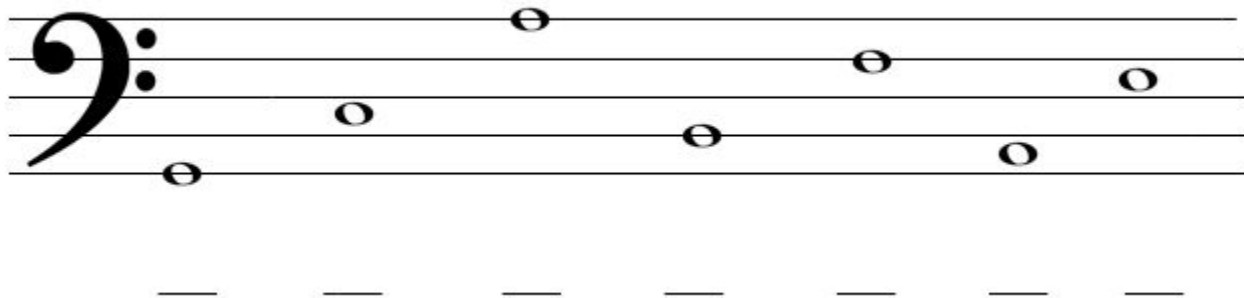
Lines: **G**ood **B**oys **D**o **F**ine **A**lways

Spaces: **A**ll **C**ows **E**at **G**rass

The goal is to be able to recognize these notes quickly. Repetition is key!

Lets Practice!

Please identify the letter names for each of the notes below. Remember, if you have trouble, use the acronyms!



Answers:

G, C, A, B, F, A, E

Extra Practice

Please use the website below to do some extra practice. If you feel good about identifying the treble clef lines and spaces, turn on challenge mode and see how many you can get right in a minute!

[Music Theory Practice](#)

If the site is not setup correctly, you can change the settings by clicking on the gear in the top right corner. You may need to adjust the clefs included, as well as the note range (should be top line to bottom line only at this time). Please add bass clef in addition to treble clef for extra practice